



Appendix F for BT LE RF Test Data

Product Name: myFirst Fone S3

Test Model: KW1401

Environmental Conditions

Temperature:	23.1°C
Relative Humidity:	54.2%
ATM Pressure:	100.0 kPa
Test Engineer:	Ling Zhu
Supervised by:	Li Huan





F.1 RF Output Power

Condition	Mode	Frequency (MHz)	Max EIRP (dBm)	Limit (dBm)	Verdict
NVNT	BLE	2402	-6.57	20	Pass
NVNT	BLE	2440	-5.75	20	Pass
NVNT	BLE	2480	-5.87	20	Pass

Condition	Mode	Frequency (MHz)	Max EIRP (dBm)	Limit (dBm)	Verdict
NVLT	BLE	2402	-6.78	20	Pass
NVLT	BLE	2440	-5.83	20	Pass
NVLT	BLE	2480	-5.99	20	Pass

Condition	Mode	Frequency (MHz)	Max EIRP (dBm)	Limit (dBm)	Verdict
NVHT	BLE	2402	-6.81	20	Pass
NVHT	BLE	2440	-5.92	20	Pass
NVHT	BLE	2480	-6.06	20	Pass

***Note: 20 bursts had been captured for power measurement.

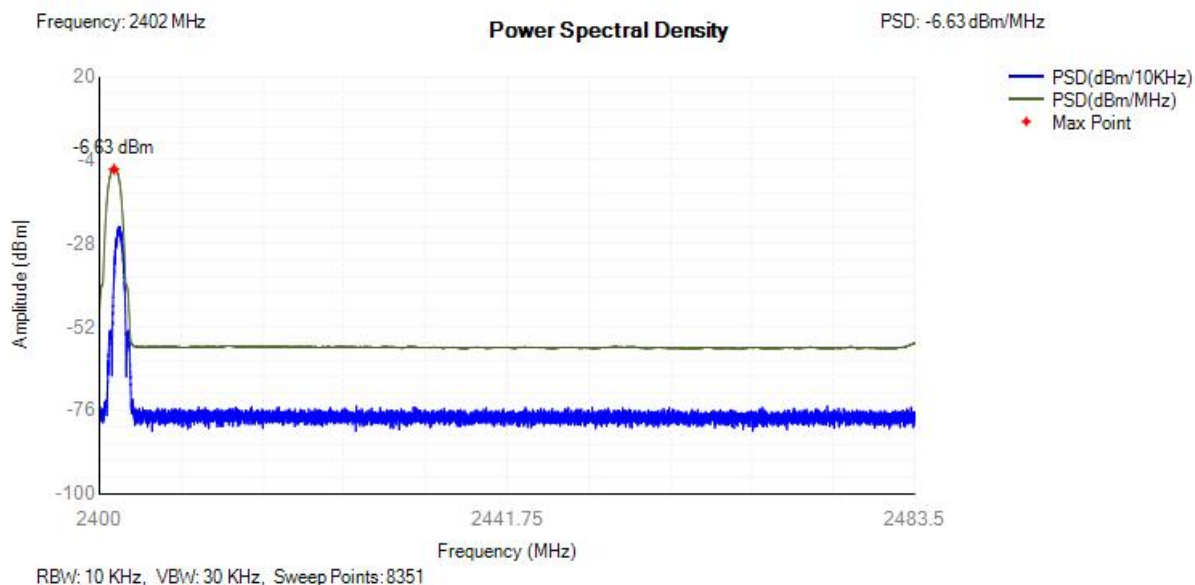




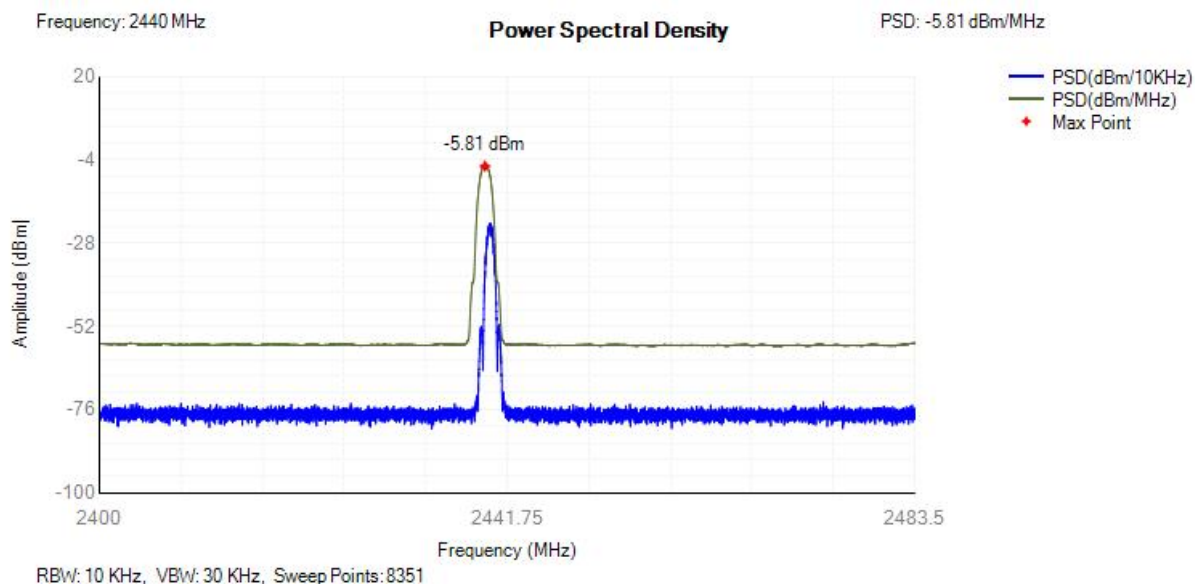
F.2 Power Spectral Density

Condition	Mode	Frequency (MHz)	Max PSD (dBm/MHz)	Limit (dBm/MHz)	Verdict
NVNT	BLE	2402	-6.63	10	Pass
NVNT	BLE	2440	-5.81	10	Pass
NVNT	BLE	2480	-5.93	10	Pass

PSD NVNT BLE 2402MHz

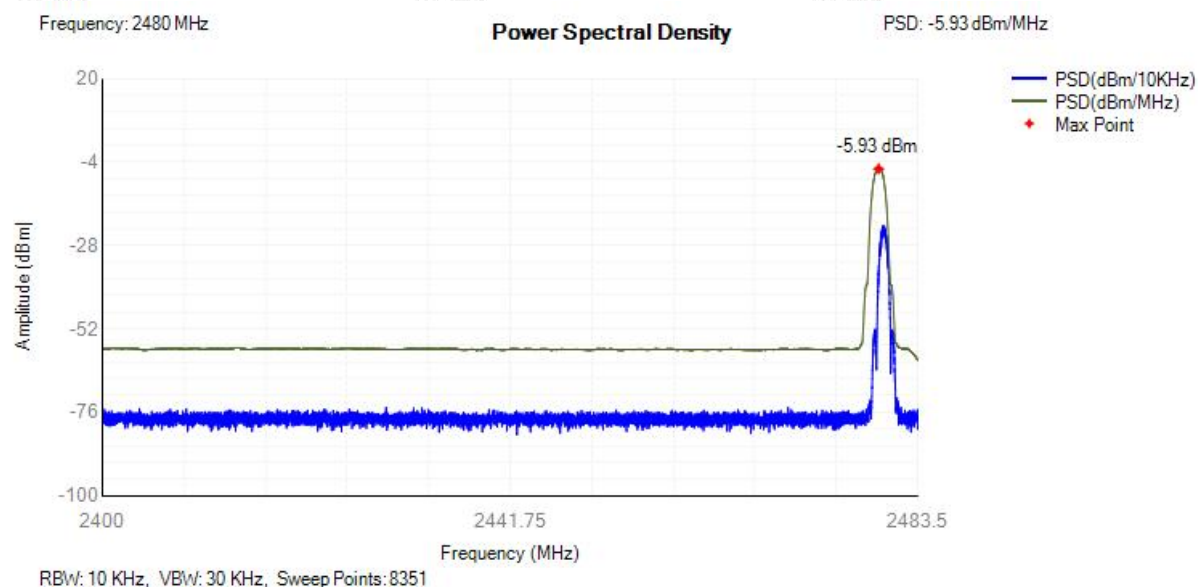


PSD NVNT BLE 2440MHz





PSD NVNT BLE 2480MHz

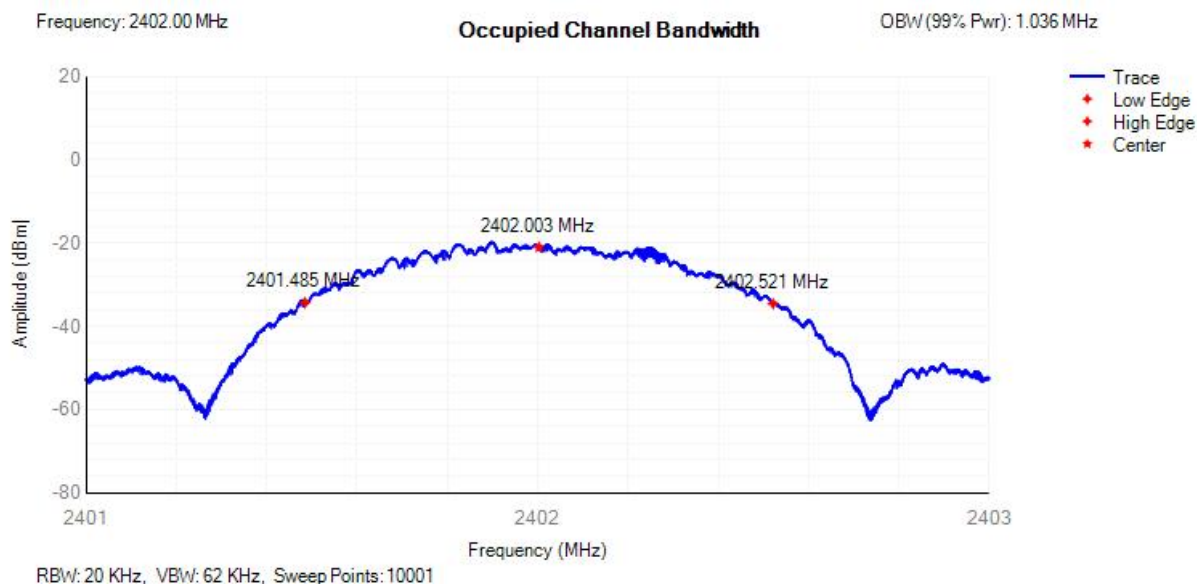




F.3 Occupied Channel Bandwidth

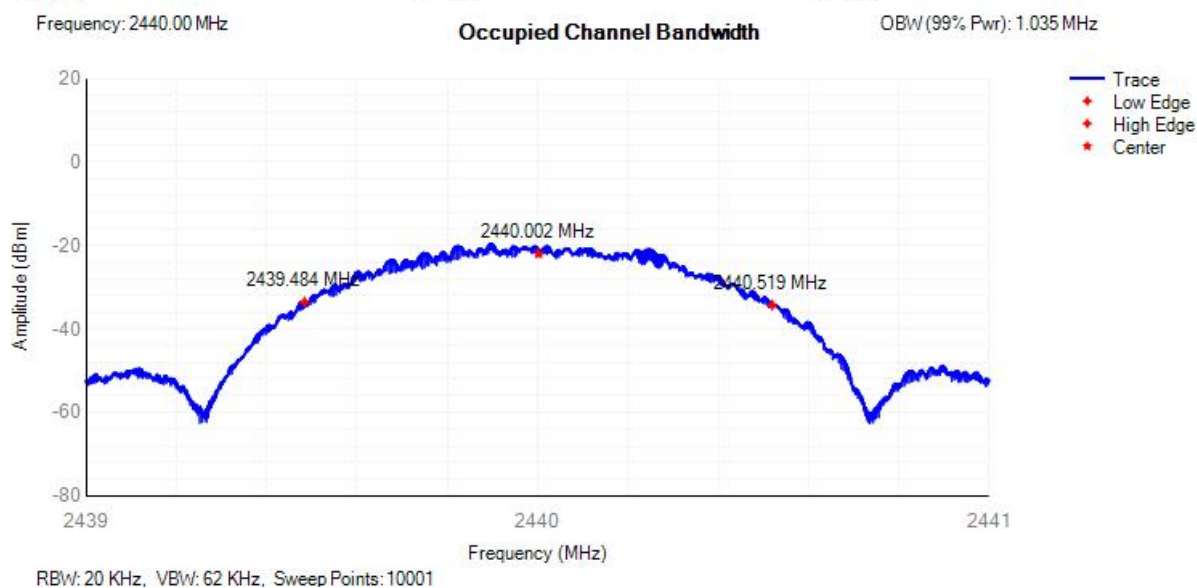
Condition	Mode	Frequency (MHz)	Center Frequency (MHz)	OBW (MHz)	Lower Edge (MHz)	Upper Edge (MHz)	Limit OBW (MHz)	Verdict
NVNT	BLE	2402	2402.003	1.036	2401.485	2402.521	2400 - 2483.5MHz	Pass
NVNT	BLE	2440	2440.002	1.035	2439.484	2440.519	2400 - 2483.5MHz	Pass
NVNT	BLE	2480	2480	1.036	2479.482	2480.518	2400 - 2483.5MHz	Pass

OBW NVNT BLE 2402MHz

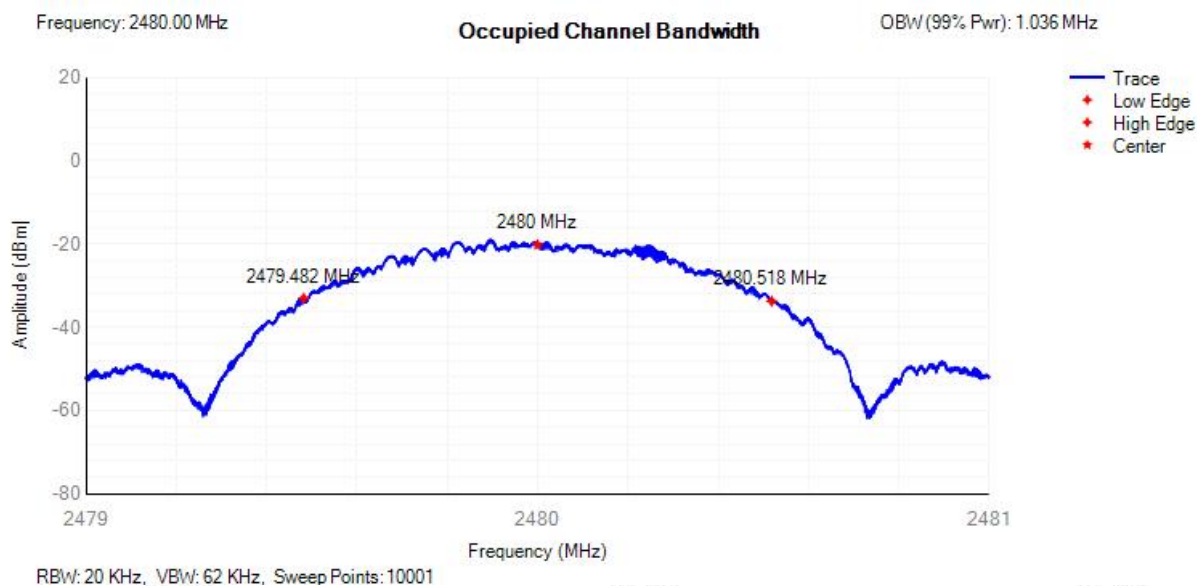




OBW NVNT BLE 2440MHz



OBW NVNT BLE 2480MHz



Shenzhen LCS Compliance Testing Laboratory Ltd.

Add: Room 101, 201, Building A and Room 301, Building C, Juji Industrial Park, Yabianxueziwei, Shajing Street, Bao'an District, Shenzhen, Guangdong, China

Tel: +(86) 0755-82591330 | E-mail: webmaster@lcs-cert.com | Web: www.lcs-cert.com

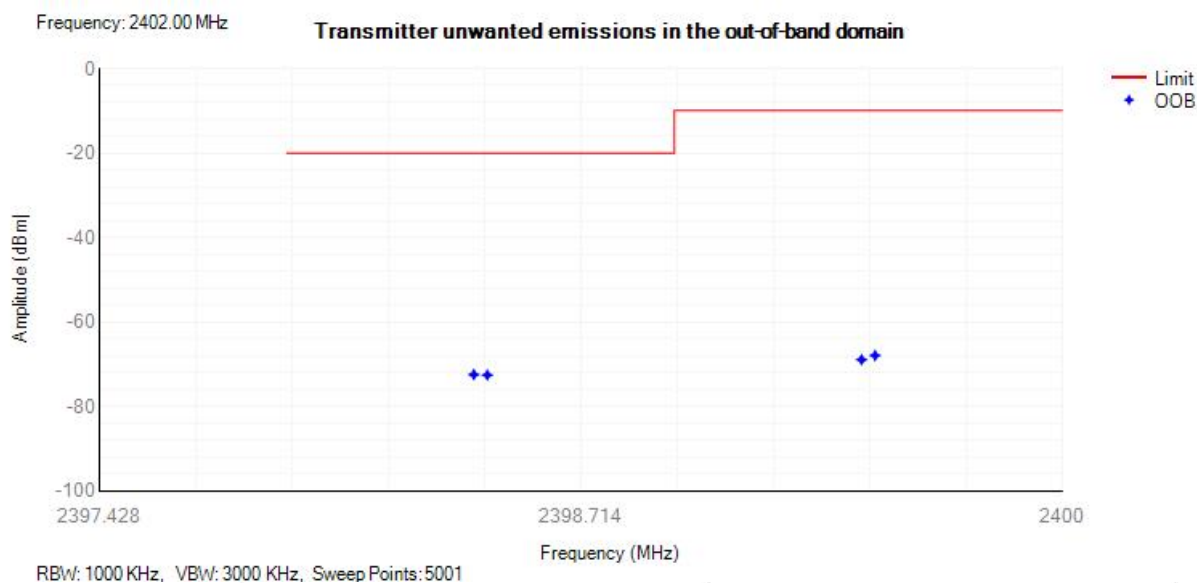
Scan code to check authenticity



F.4 Transmitter unwanted emissions in the out-of-band domain

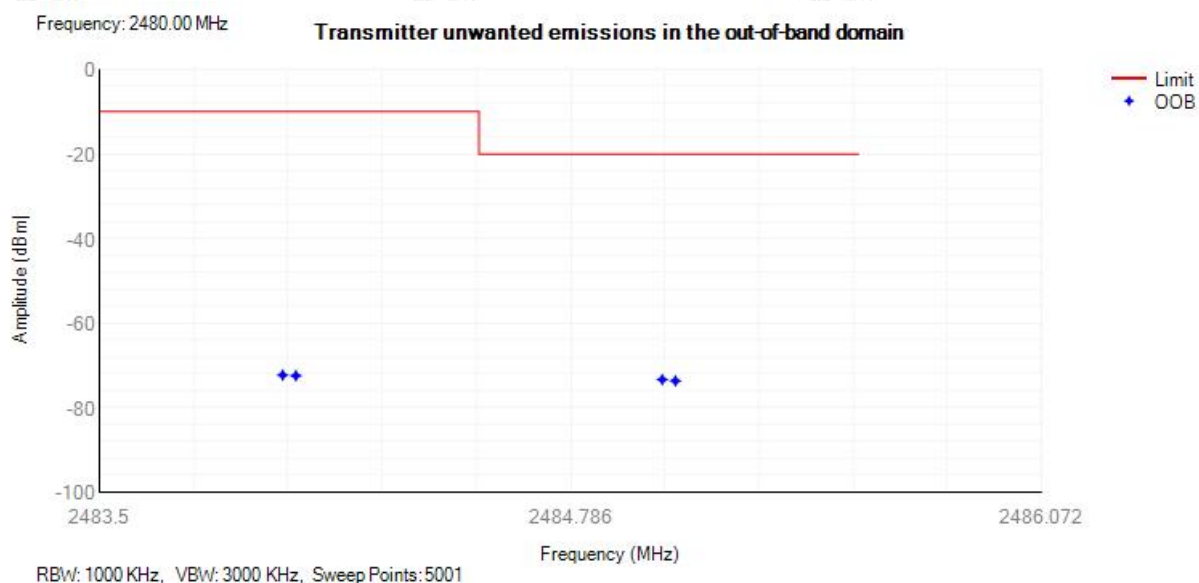
Condition	Mode	Frequency (MHz)	OOB Frequency (MHz)	Level (dBm/MHz)	Limit (dBm/MHz)	Verdict
NVNT	BLE	2402	2399.5	-67.92	-10	Pass
NVNT	BLE	2402	2399.464	-68.91	-10	Pass
NVNT	BLE	2402	2398.464	-72.53	-20	Pass
NVNT	BLE	2402	2398.428	-72.43	-20	Pass
NVNT	BLE	2480	2484	-72.3	-10	Pass
NVNT	BLE	2480	2484.036	-72.46	-10	Pass
NVNT	BLE	2480	2485.036	-73.37	-20	Pass
NVNT	BLE	2480	2485.072	-73.69	-20	Pass

Tx. Emissions OOB NVNT BLE 2402MHz





Tx. Emissions OOB NVNT BLE 2480MHz

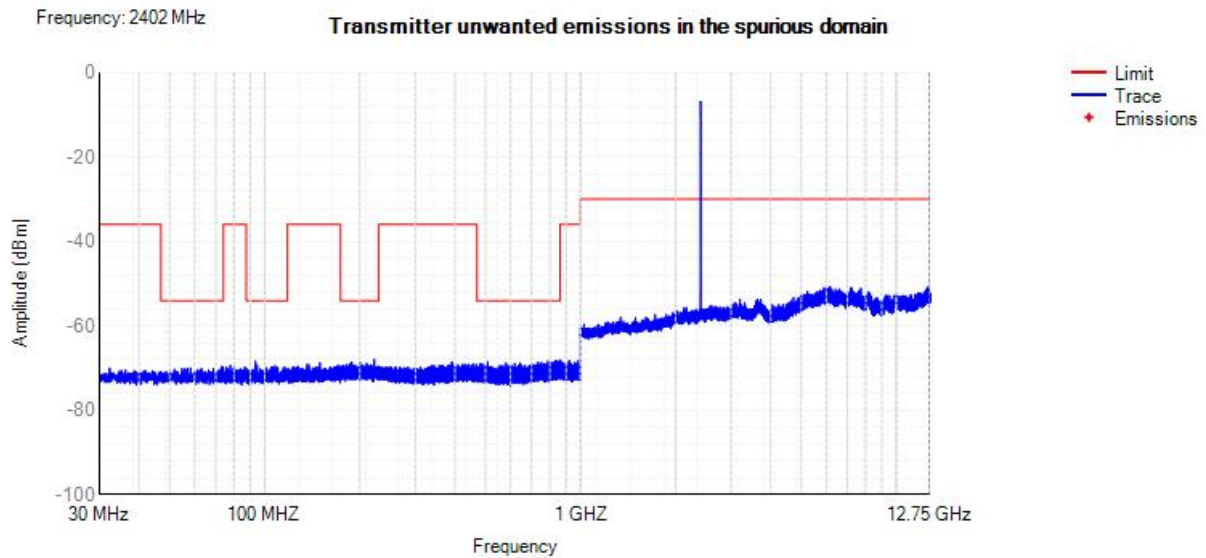




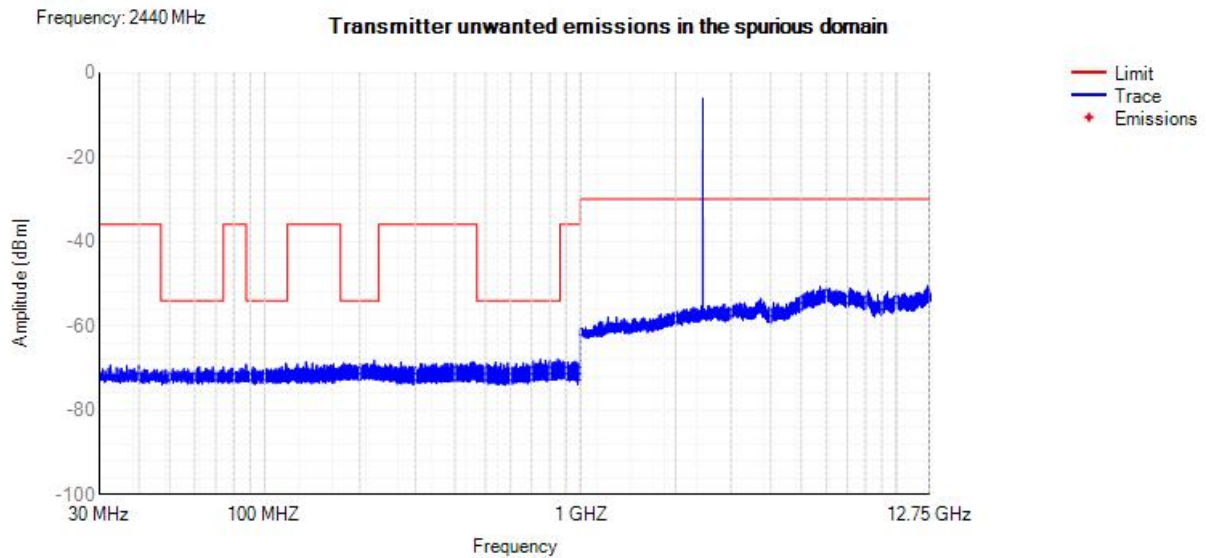
F.5 Transmitter unwanted emissions in the spurious domain

Condition	Mode	Frequency (MHz)	Range	Spur Freq (MHz)	Spur Level (dBm)	Limit (dBm)	Verdict
-----------	------	-----------------	-------	-----------------	------------------	-------------	---------

Tx. Spurious NVNT BLE 2402MHz

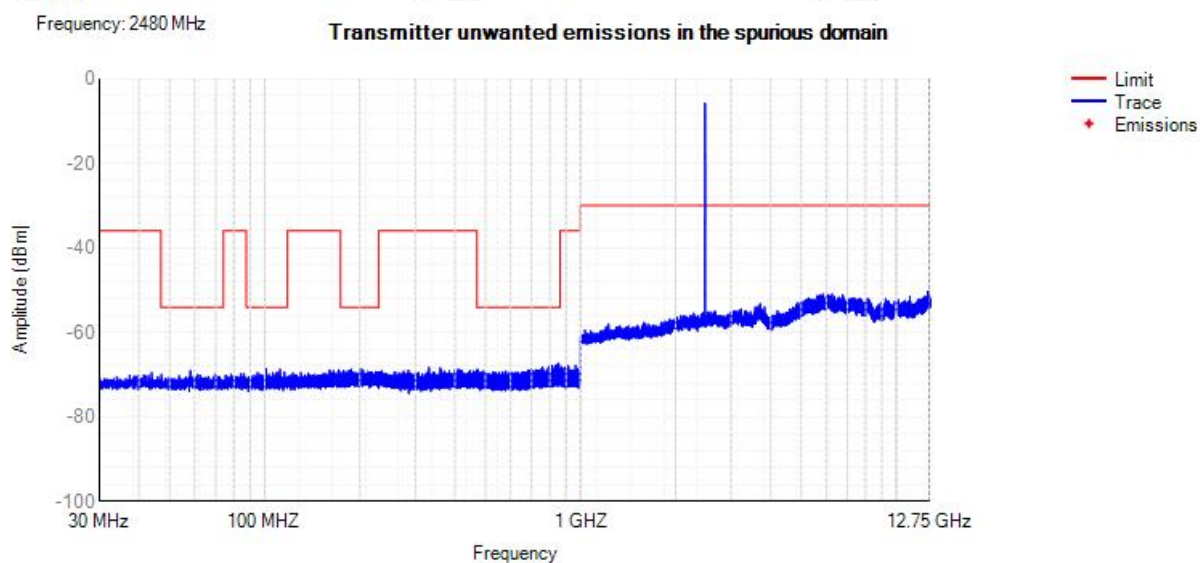


Tx. Spurious NVNT BLE 2440MHz





Tx. Spurious NVNT BLE 2480MHz

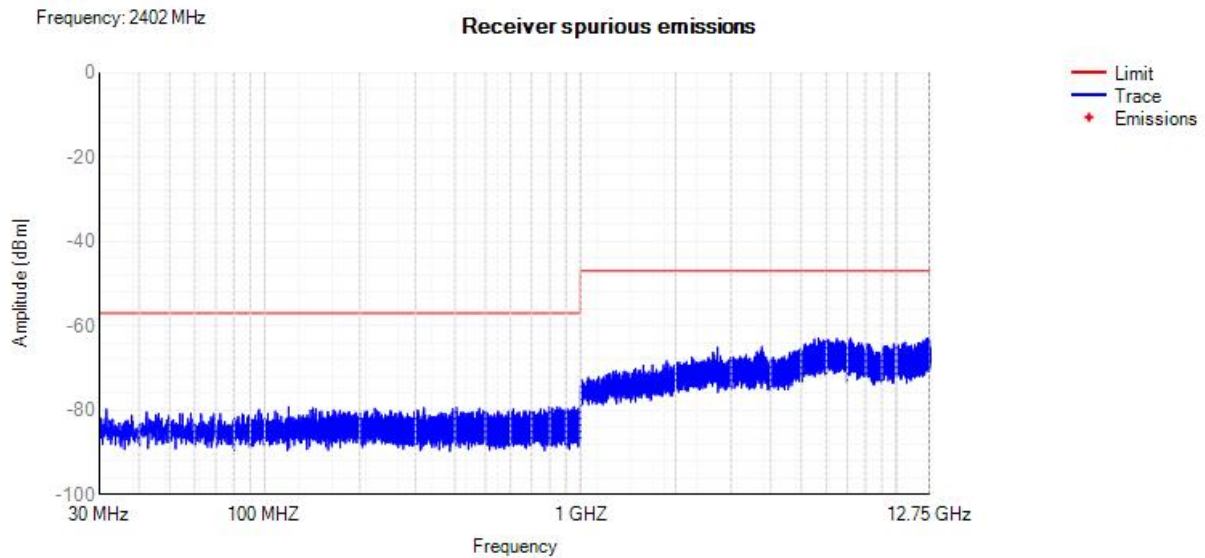




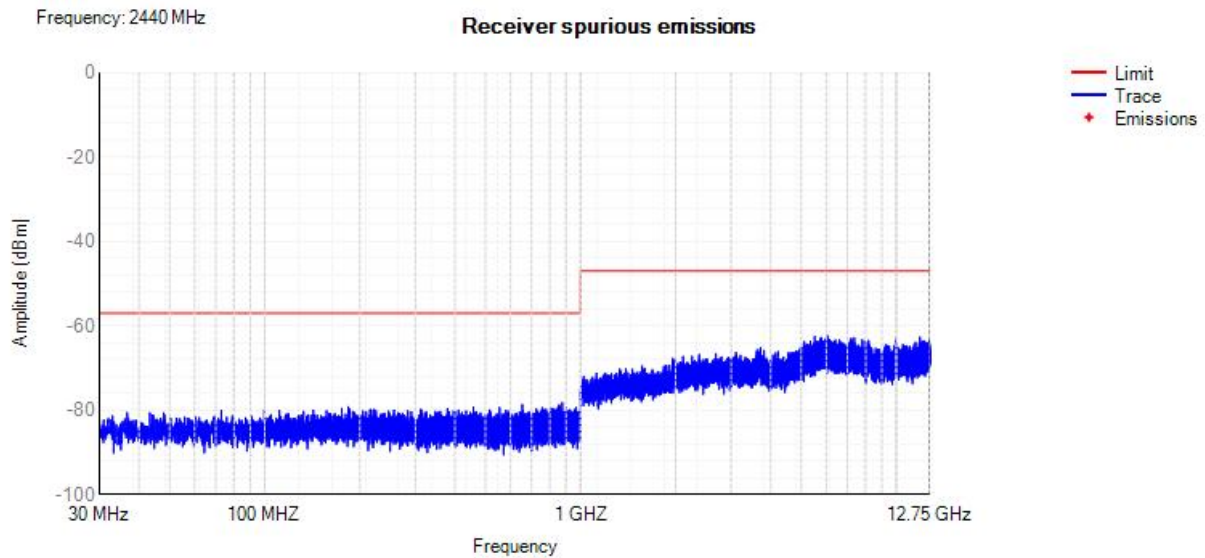
F.6 Receiver spurious emissions

Condition	Mode	Frequency (MHz)	Range	Spur Freq (MHz)	Spur Level (dBm)	Limit (dBm)	Verdict
-----------	------	-----------------	-------	-----------------	------------------	-------------	---------

Rx. Spurious NVNT BLE 2402MHz

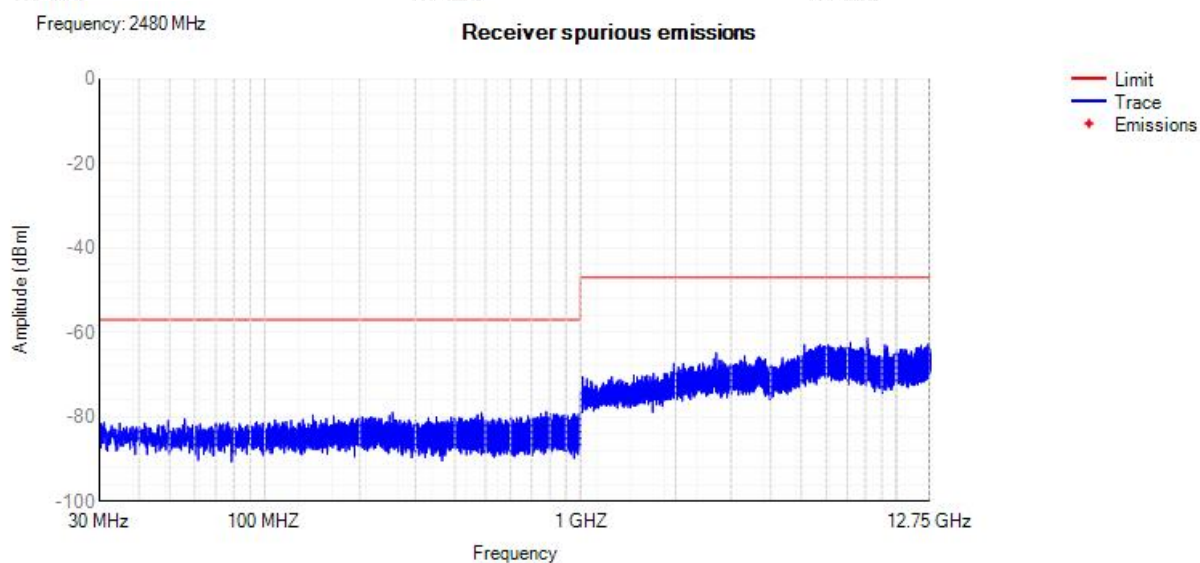


Rx. Spurious NVNT BLE 2440MHz





Rx. Spurious NVNT BLE 2480MHz





F.7 Receiver Blocking

Test Mode	Test Channel (MHz)	Wanted Signal Mean Power from Companion Device (dBm)	Blocking Signal Frequency (MHz)	Blocking Signal Power (dBm)		Type of Blocking Signal	PER(%)		Test Result
				Test Value	Limit		Test Value	Limit	
BLE	2402	-59	2380	-26	≥-34	CW	2.76	10	Pass
			2504	-22	≥-34	CW	3.91	10	Pass
			2300	-26	≥-34	CW	1.89	10	Pass
			2584	-24	≥-34	CW	2.91	10	Pass
	2480	-59	2380	-29	≥-34	CW	3.93	10	Pass
			2504	-25	≥-34	CW	3.05	10	Pass
			2300	-28	≥-34	CW	4.22	10	Pass
			2584	-21	≥-34	CW	2.37	10	Pass

